


# App download instructions

1. Go to the Apple or Android App Store.  
Click App Store or Play Store to download the app.



2. Search for “*Crowdcomms*”.  
Once you’ve found the app, tap **Get**



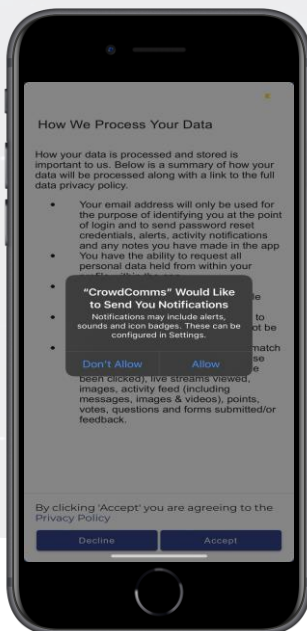
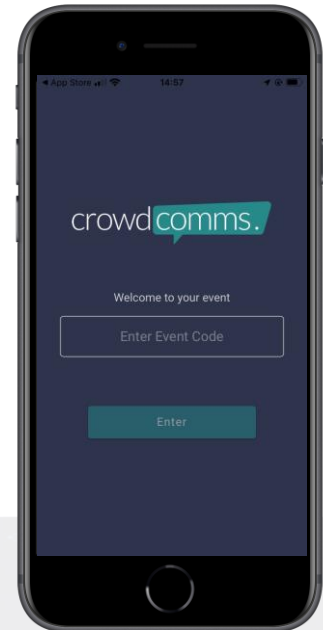
3. Open the App.  
Click the **open** button to get into the app

# App download instructions

## 4. Access the app.

Enter the event code and tap the **enter** button to get access to the app .

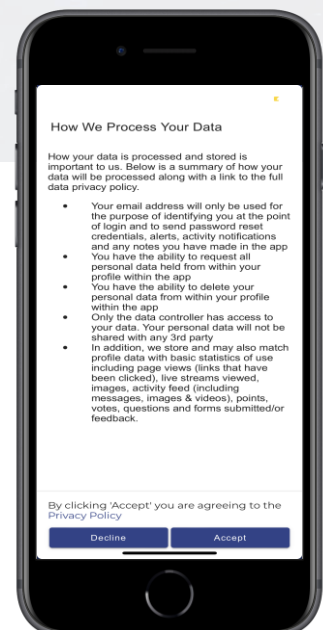
This is “*arc2022*”



## 5. Allow notifications.

You will be asked to **allow** notifications.

This will allow you to receive push notifications for important information during the event.



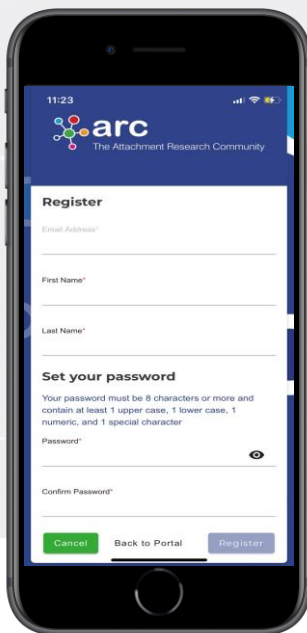
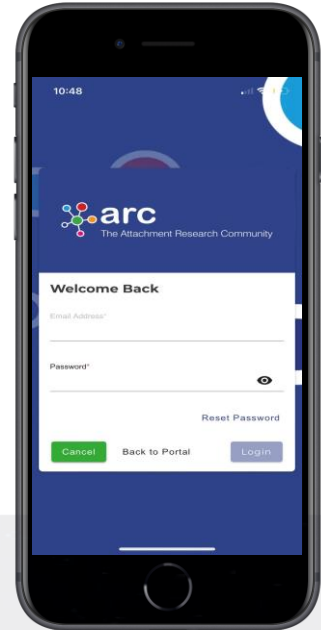
## 6. Accept Privacy Policy.

**Accept** the privacy policy to allow full use of the event app.

# App download instructions

## 7. Login to the app.

Login to the app with the email address used for your registration.



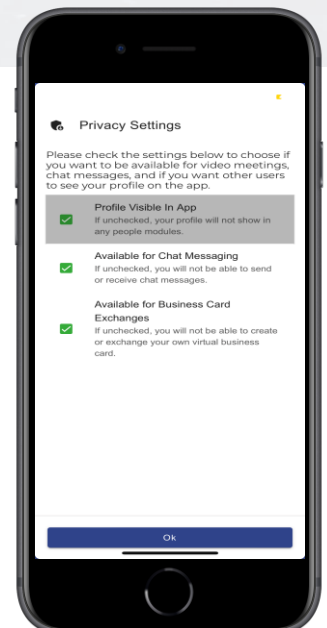
## 8. Set up your account or enter your password.

If you are a new user, fill in your details and create a password.

If you have used an event platform in the last few months your details may already be on the system, in which case you need to select the “Reset Password” button which will appear after entering your email address.

## 9. Complete your privacy settings.

Choose whether you would like your profile to be visible to other attendees within the app and whether you would like to be able to message other attendees within the app.



# App download instructions

## 7. Use the app.

Browse the app and view the welcome video to learn more!

